

High Frequency Ceramic Solutions

2450 MHz Balun

P/N 2450BL14C200

Detail Specification: 2/7/2018

Page 1 of 3

General Specifications

Part Number	2450BL14C200	Phase Difference	180 ± 10 deg.
Frequency (MHz)	2400 ~ 2500	Amplitude Difference	2 dB max.
Unbalanced Impedance (single ended)	50 Ω	Operating Temperature	-40 to +85°C
Balanced Differential Impedance	200 Ω	Storage Temperature Range	-40 to +85°C
Insertion Loss	1.3 dB max.	Reel Quantity	4,000 pcs
Return Loss	9.5 dB min.	Power Capacity	0.5 watts max.

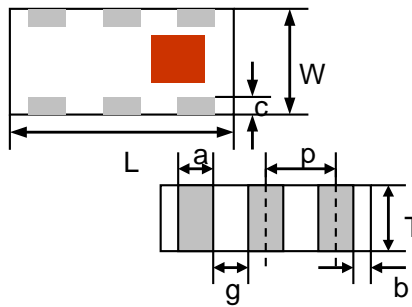
You can download measured s-parameters of this component at: <https://www.johansontechnology.com/rfbaluns>

Part Number Explanation

P/N Suffix	Packaging Style	Bulk	Suffix = S	Eg. 2450BL14C200S
		T & R	Suffix = T	Eg. 2450BL14C200T
	Termination Style	100% Tin	Suffix = None	Eg. 2450BL14C200(T or S)

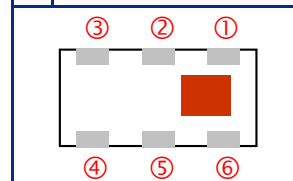
Mechanical Dimensions

	In	mm
L	0.063 ± 0.004	1.60 ± 0.10
W	0.031 ± 0.004	0.80 ± 0.10
T	0.024 ± 0.004	0.60 ± 0.10
a	0.008 ± 0.004	0.20 ± 0.10
b	0.008 +0.004/0.006	0.20 +0.1/-0.15
c	0.006 ± 0.004	0.15 ± 0.10
g	0.012 ± 0.004	0.30 ± 0.10
p	0.020 ± 0.004	0.50 ± 0.10



Terminal Configuration

1	Unbalanced Port
2	GND, or DC Bias + RF GND
3	Balanced Port
4	Balanced Port
5	GND
6	NC

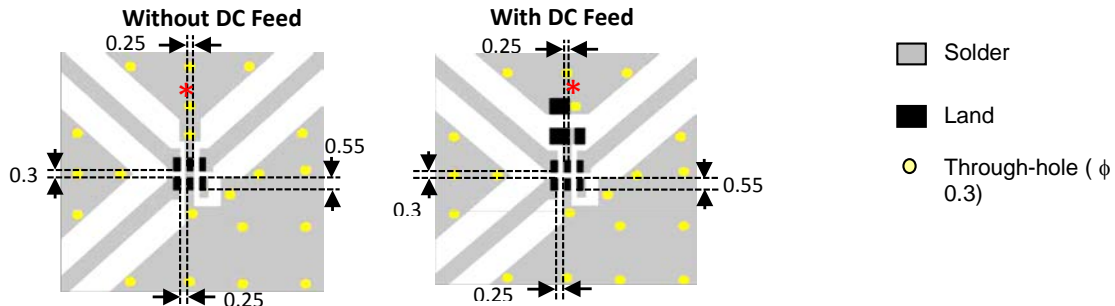


Mounting Considerations

Mount these devices with red mark facing up.

Line width should be designed to provide proper impedance matching characteristics.

Units: mm



Need help with the balun's layout? Want the layout file? Send us a message at: www.johansontechnology.com/component/techquestion

Johanson Technology, Inc. reserves the right to make design changes without notice.

All sales are subject to Johanson Technology, Inc. terms and conditions.



www.johansontechnology.com

4001 Calle Tecate • Camarillo, CA 93012, USA • TEL +1.805.389.1166

Ver 1.1

2018 Johanson Technology, Inc. All Rights Reserved

High Frequency Ceramic Solutions

2450 MHz Balun

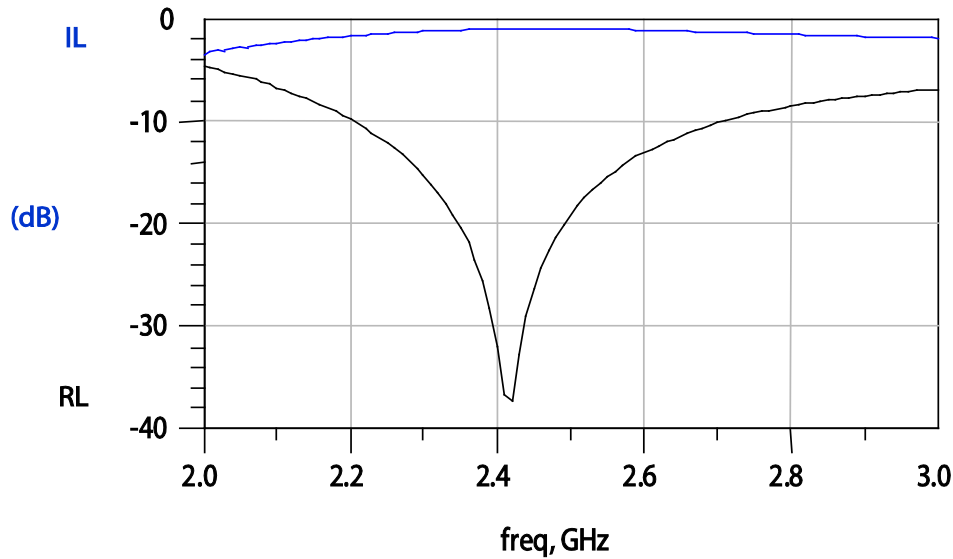
P/N 2450BL14C200

Detail Specification: 2/7/2018

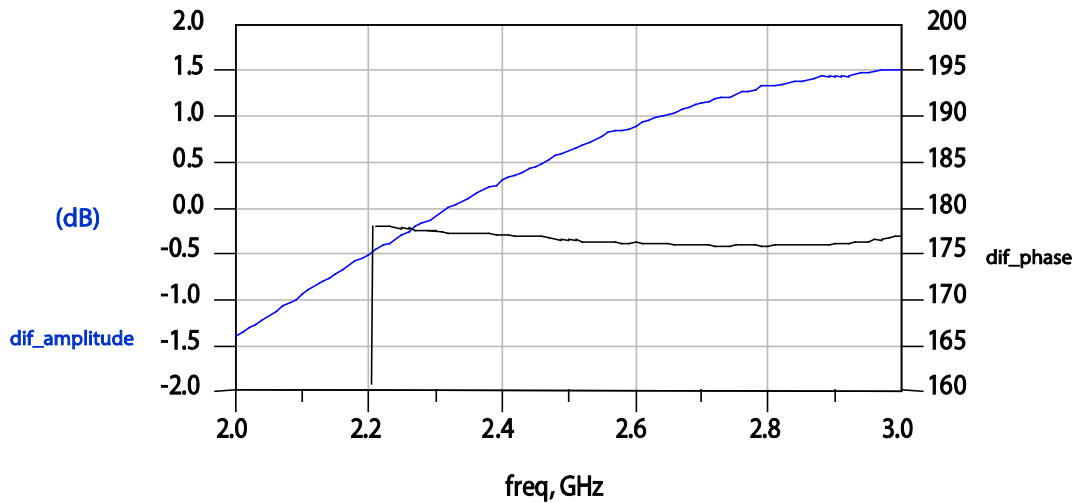
Page 2 of 3

Typical Electrical Characteristics (T=25°C)

Insertion and Return Loss



Amplitude and Phase Balance



Johanson Technology, Inc. reserves the right to make design changes without notice.

All sales are subject to Johanson Technology, Inc. terms and conditions.



www.johansontechnology.com

4001 Calle Tecate • Camarillo, CA 93012, USA • TEL +1.805.389.1166

Ver 1.1 2018 Johanson Technology, Inc. All Rights Reserved

High Frequency Ceramic Solutions

2450 MHz Balun

P/N 2450BL14C200

Detail Specification: 2/7/2018

Page 3 of 3

More Balun info at:

www.johansontechnology.com/rfbaluns

Packaging information

www.johansontechnology.com/ipcpackaging.html

Soldering Information

www.johansontechnology.com/ipcsoldering-profile

MSL Info

www.johansontechnology.com/technical-notes/msl-rating.html

Recommended Storage Condition and Max Shelf Life

www.johansontechnology.com/ipcstorage-shelflife

RoHS Compliance

www.johansontechnology.com/technical-notes/rohs-compliance.html

Antenna layout and tuning techniques

www.johansontechnology.com/tuning

Antenna layout review, tuning, and characterization services

www.johansontechnology.com/ipcantennaservices

Johanson Technology, Inc. reserves the right to make design changes without notice.

All sales are subject to Johanson Technology, Inc. terms and conditions.



www.johansontechnology.com

4001 Calle Tecate • Camarillo, CA 93012, USA • TEL +1.805.389.1166

Ver 1.1

2018 Johanson Technology, Inc. All Rights Reserved